
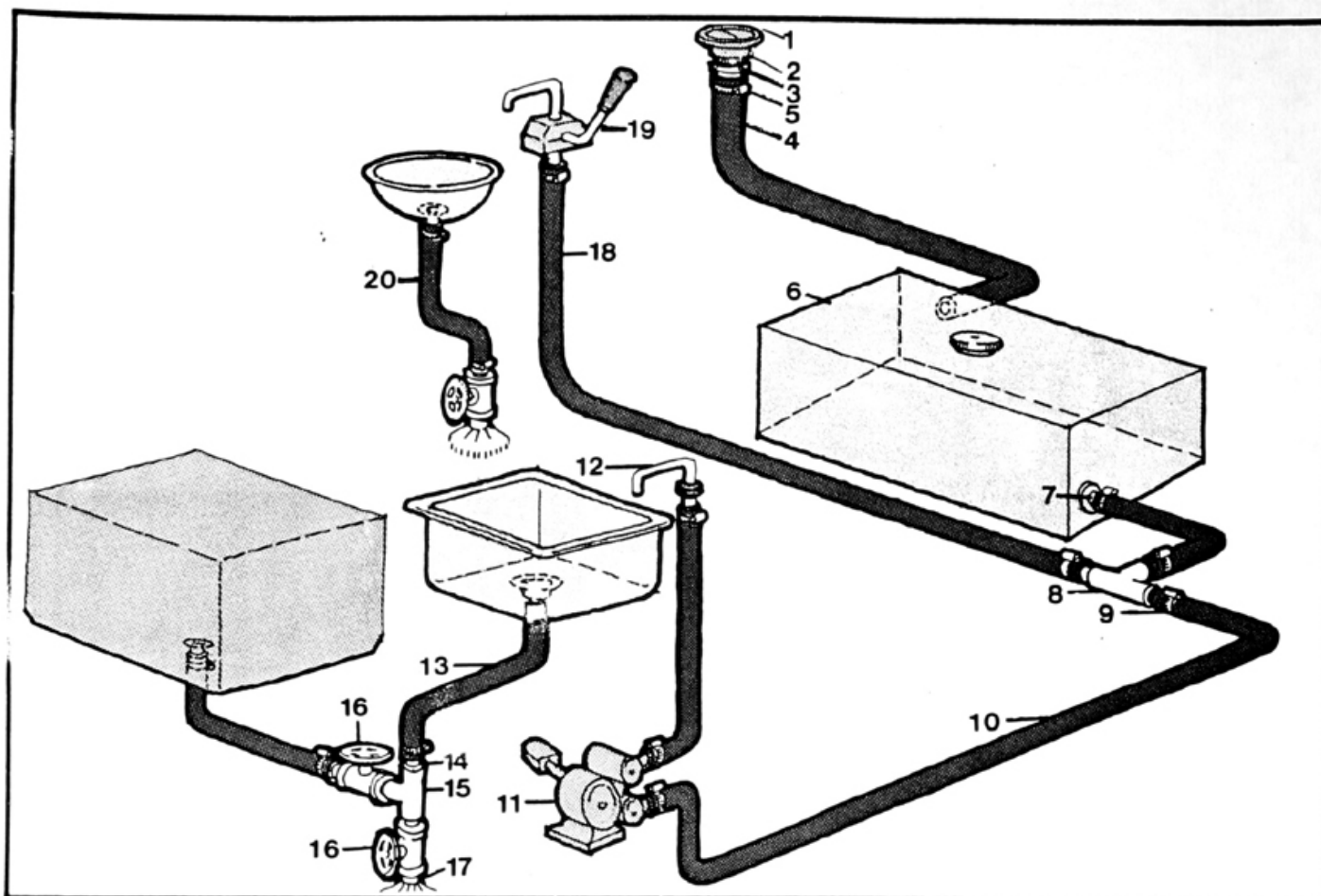


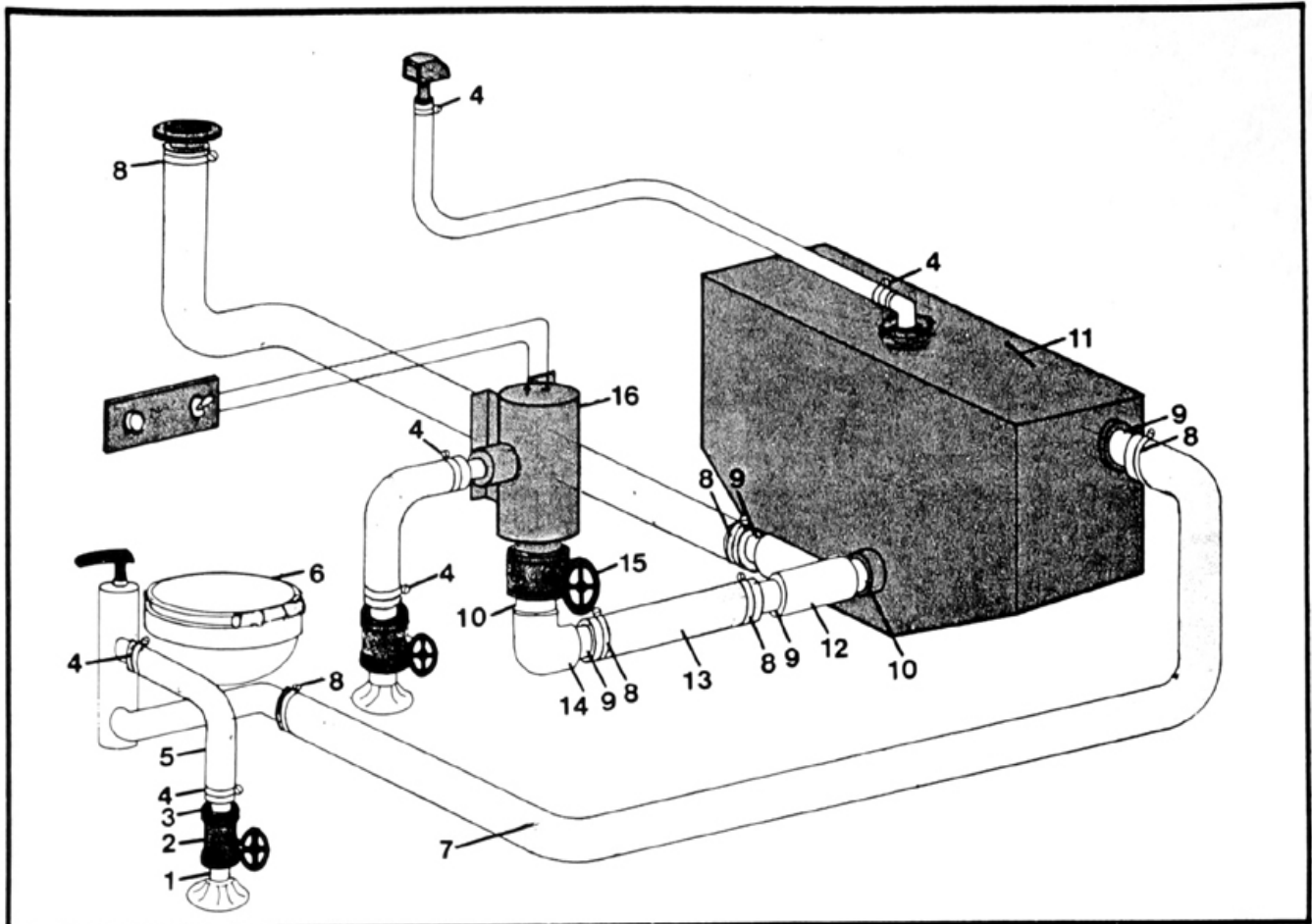
ref	Part Number	Description	std	opt
1	H 43 04 01 285	LADDER	1	
2	H 43 04 03 613	MALE BRACKET, ON LADDER	2	
	H 43 04 03F	FASTENER KIT: (2) #10-24 x 1 1/2" SLOT. FHMS, S.S. (2) #10 FLAT WASHER, S.S. (2) #10 LOCK WASHER, S.S. (2) #10-24 HEX NUT, S.S. (2) #10-24 CAP HEX NUT, S.S.	2	
3	H 43 04 05 613	FEMALE BRACKET, ON BULKHEAD	2	
	H 43 04 05F	FASTENER KIT: (2) #10 x 1" SLOT. OHSMS, S.S.	2	
	H 43 03 07 044	LADDER STEP PAD	3	
4	H 46 05 04 285	AFT GALLEY STORAGE SHELF	1	
	H 46 05 04F	FASTENER KIT: (5) #10 x 2" SLOT. OHSMS, S.S. (8) #10 FINISH WASHER, S.S. (3) #10 x 1 1/4" SLOT. OHSMS, S.S. (3) #6 x 1" SLOT. OHSMS, S.S.	1	
5	H 46 05 05 285	SLIDING GLASS	2	
6	H 46 01 25 285	MAIN CABIN HULL- DECK INTERFACE, 90"	4	
	H 46 01 25F	FASTENER KIT: (5) #10 x 1" SLOT. OHSMS, S.S. (5) #10 FINISH WASHER, S.S.	4	
7	H 71 01 01 490	D.C. MAIN PANEL W/FUSES		1
	H 71 01 01F	FASTENER KIT: (5) #8 x 3/4" PHIL PHSMS, S.S.		1
	H 73 01 05 497	BATTERY SELECTOR SWITCH		1
	H 73 01 05F	FASTENER KIT: (4) #8 x 3/4" PHIL. PHSMS, S.S.		1
	H 73 01 01 712	BATTERY BOX W/TIE DOWN STRAP		2
	H 73 01 03 287	MARINE BATTERY		2
	H 73 01 07 097	BATTERY WIRING FOR TRADITIONAL INTERIOR		1
	H 73 01 09 097	BATTERY WIRING FOR DINETTE INTERIOR		1



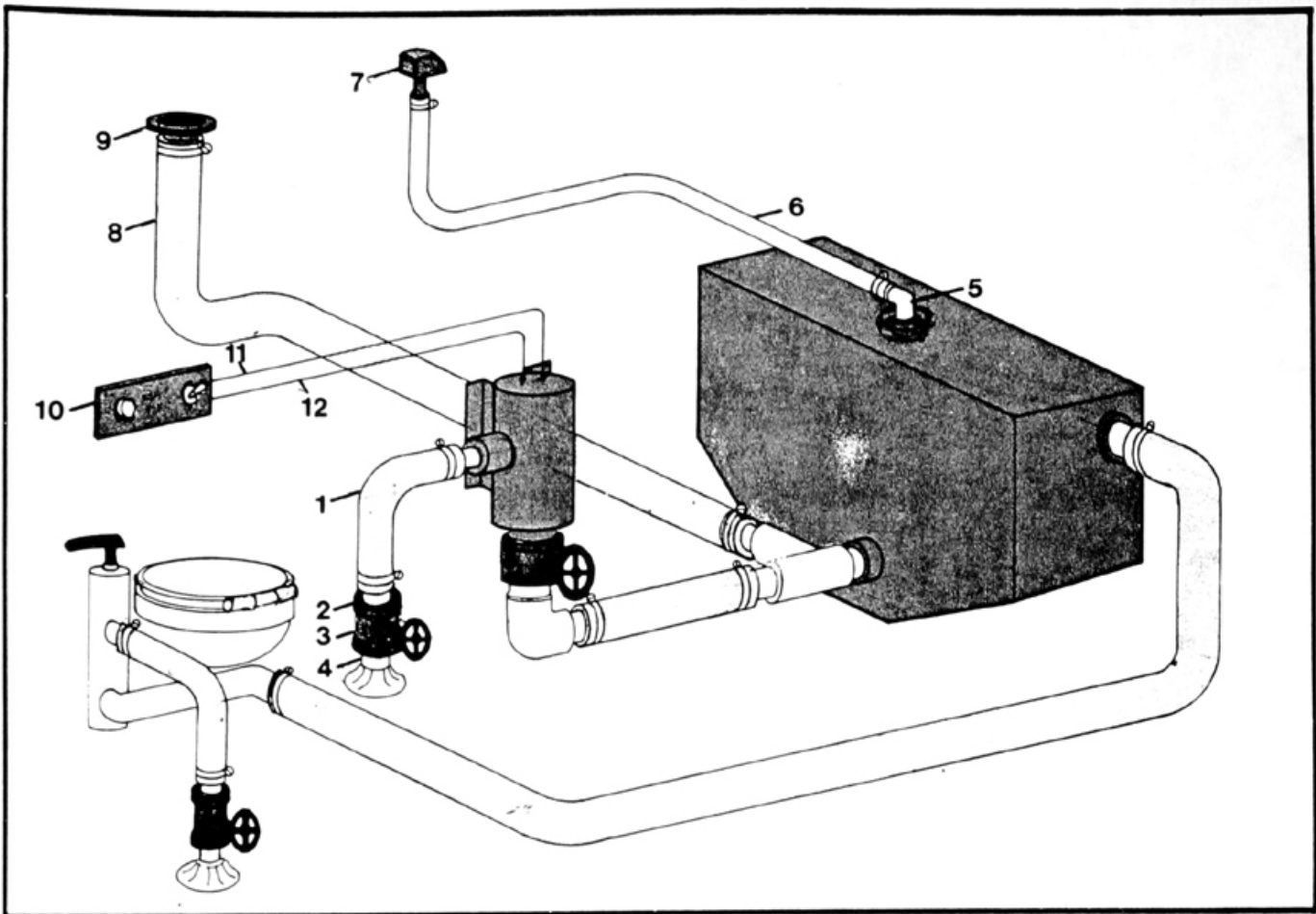
ref.	Part Number	Description	std	opt
1	H 43 01 67 285	AFT GALLEY BULKHEAD, TEAK		1
	H 43 01 67F	FASTENER KIT: (6) #10 x 1 1/2" SLOT. OHSMS, S.S.		1
2	H 45 05 01 285	AFT GALLEY W/OVEN, TEAK		1
	H 45 05 03 285	AFT GALLEY W/STOVE, TEAK	1	
	H 45 05 01-03F	FASTENER KIT: (6) #10 x 1 1/4" SLOT. OHSMS, S.S.	1	1
		(6) #10 FINISH WASHER, S.S.		
		(1) #8 x 1" SLOT. OHSMS, S.S.		
	H 45 05 15 100	ICE BOX PAN, FIBERGLASS	1	
	H 45 05 15F	FASTENER KIT: (22) #10 x 1" SLOT. OHSMS, S.S.	1	
3	H 45 05 17 734	SINK	1	
	H 45 05 17F	FASTENER KIT: (4) JIFFY CLAMP	1	
4	H 45 05 09 285	DRAWER	2	
5	H 44 09 01 245	2 BURNER STOVE W/OVEN, CUTTING BOARD, FOR AFT GALLEY ONLY		1
	H 44 09 01F	FASTENER KIT: (2) #6 x 1" SLOT. OHSMS, S.S.		1
	H 44 09 03 519	#4 HOSE CLAMP		2
	H 44 09 09 245	ALCOHOL FUEL TANK W/FUEL LINE, FUEL GAUGE, AND PUMP, FOR OVEN OPTION, IN LAZARETTE		1
	H 44 09 09F	FASTENER KIT: (4) #8 x 3/4" PHIL. PHSMS, S.S.		1
6	H 46 01 19 285	AFT GALLEY TRIM, 9"	1	
	H 46 01 19F	FASTENER KIT: (2) #10 x 1 1/4" SLOT. OHSMS, S.S.		1
		(2) #10 FINISH WASHER, S.S.		
	H 46 01 21 285	AFT GALLEY PANEL		1
	H 46 01 21F	FASTENER KIT: (2) #10 x 1 1/4" SLOT. OHSMS, S.S.		1
		(2) #10 FINISH WASHER, S.S.		
7	H 45 05 04 285	HINGED ICE BOX LIDS		1



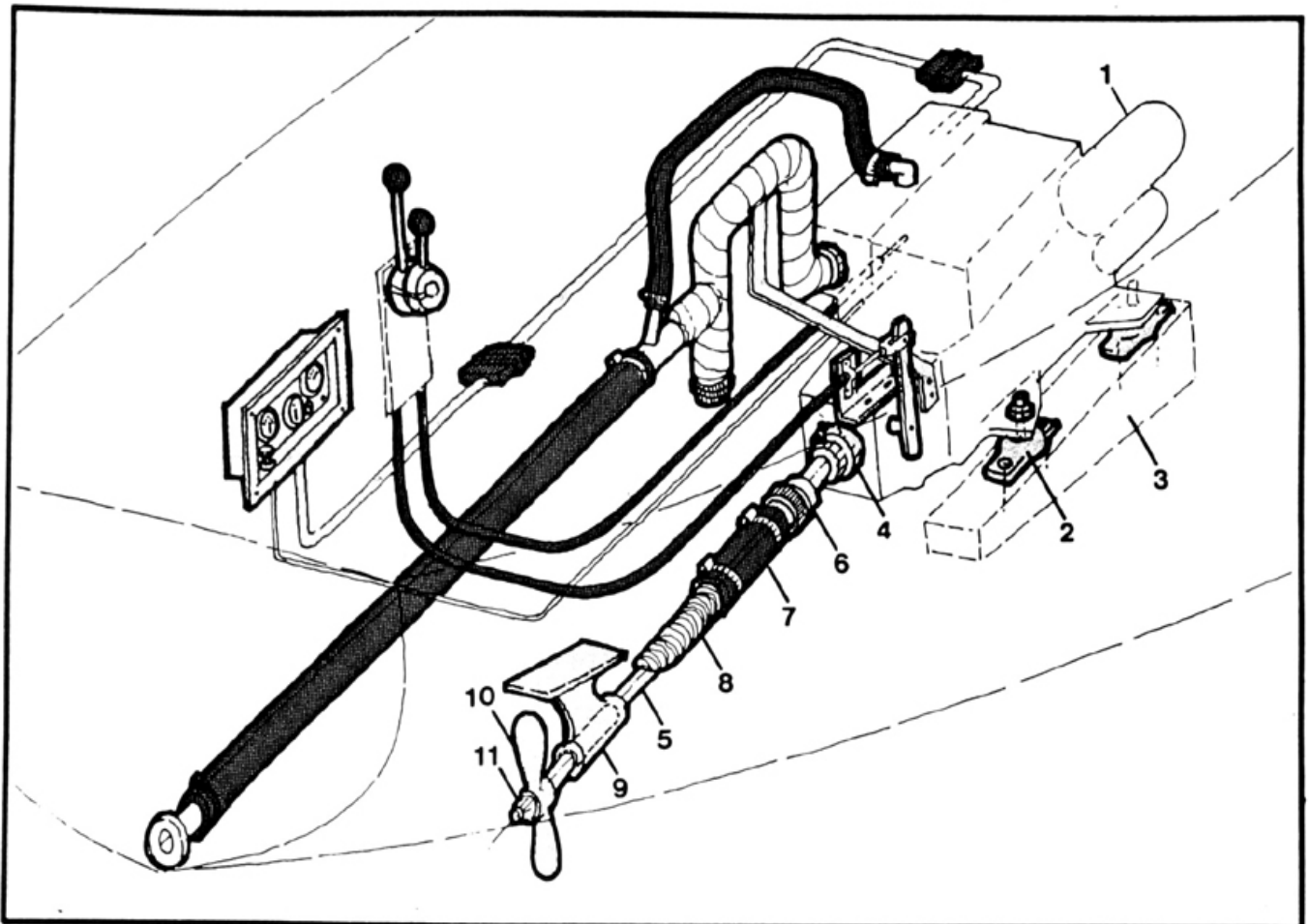
ref	Part Number	Description	std	opt
1	H 63 01 01 497	WATER FILL PLATE	1	
	H 63 01 01F	FASTENER KIT: (4) #10 x 3/4" SLOT. OHSMS, S.S.	1	
2	H 63 01 03 330	1 1/2" MPT x 3/4" FPT HEX BUSHING	1	
3	H 63 01 05 330	3/4" MPT x 3/4" BARB ADAPTOR	1	
4	H 63 01 07 335	3/4" I.D. x 10'-0" FILL HOSE, CLEAR VINYL	1	
5	H 63 01 09 519	#8 HOSE CLAMP, S.S.	8	
	H 63 01 11 295	CABLE TIE DOWN, WHITE PLASTIC	4	
	H 63 01 13 330	3/4" BARB x 1/2" MPT ADAPTOR	1	
6	H 63 01 15 695	13 U.S. GALLON WATER TANK W/CAP	1	
7	H 63 01 17 330	1/2" MPT x 1/2" BARB ELBOW	1	
8	H 63 01 19 330	1/2" BARB T	1	
9	H 63 01 21 519	#6 HOSE CLAMP, S.S.	8	
0	H 63 01 23 035	1/2" I.D. x 8'-0" GALLEY PUMP HOSE, CLEAR VINYL	1	
1	H 63 01 25 723	FOOT PUMP	1	
	H 63 01 27 100	FOOT PUMP BASE	1	
	H 63 01 27F	FASTENER KIT: (1) #10 x 1 1/4" SLOT. OHSMS, S.S. (1) #10 FINISH WASHER, S.S.	1	
2	H 63 01 29 723	TELESCOPING FAUCET	1	
3	H 63 01 31 035	3/4" I.D. x 42" SINK AND ICE BOX DRAIN HOSE, CLEAR VINYL	1	
4	H 63 01 37 900	1/2" x 2" HALF THREADED NIPPLE	2	
5	H 63 01 39 330	1/2" FPT T	2	
6	H 63 01 41 515	1/2" GATE VALVE	2	
7	H 63 01 43 900	1/2" x 3 1/2" HALF THREADED NIPPLE, BONDED THRU HULL	1	
8	H 63 01 45 035	1/2" I.D. x 10'-0" WASH BASIN PUMP HOSE, CLEAR VINYL	1	
9	H 63 01 47 723	HAND PUMP FAUCET	1	
0	H 63 01 49 035	3/4" I.D. x 2'-0" WASH BASIN DRAIN HOSE, CLEAR VINYL	1	
	H 63 01 00 100	FRESH WATER PLUMBING SYSTEM, COMPLETE	1	



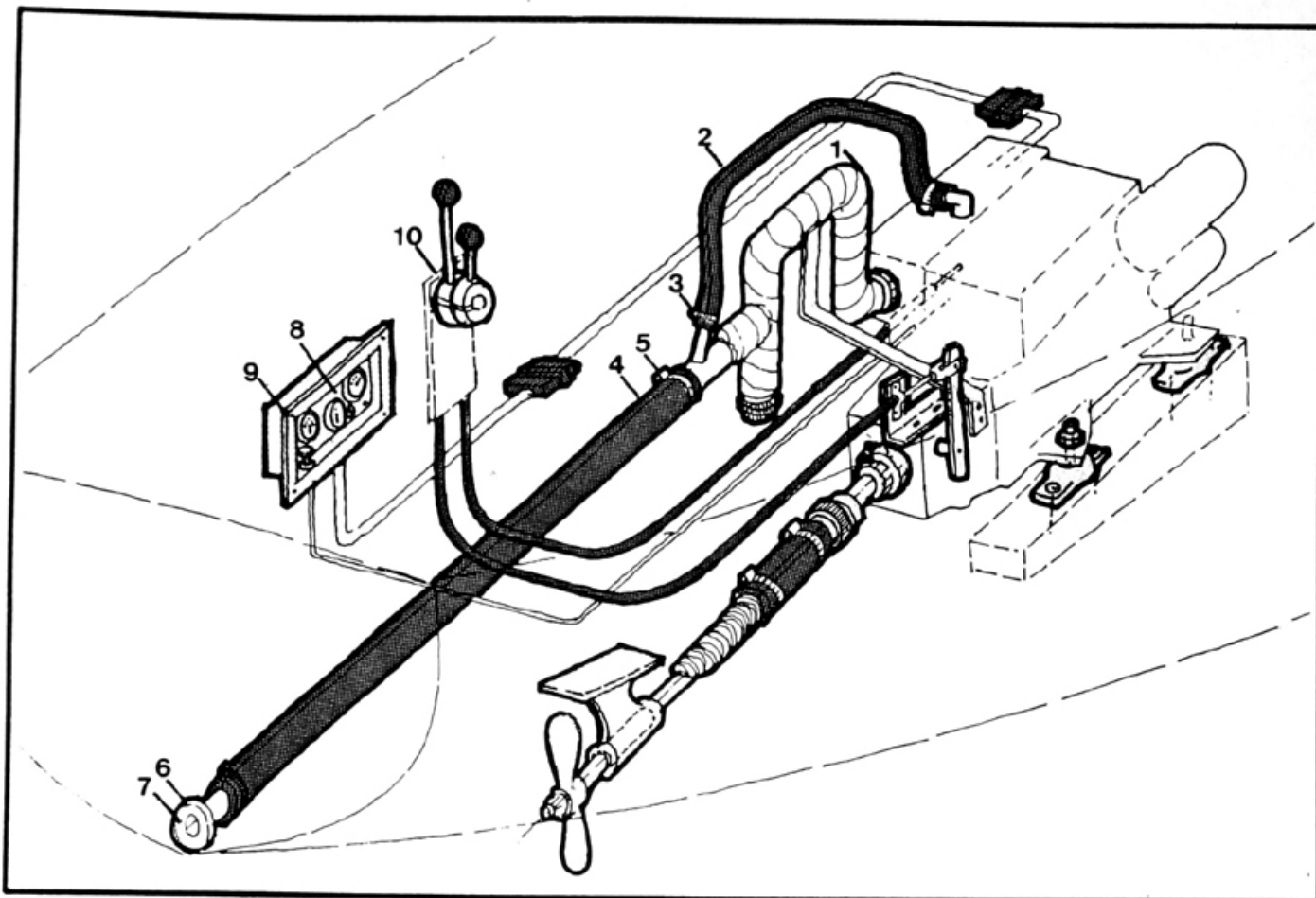
ref	Part Number	Description	std	opt
1	H 65 01 02 900	1/2" x 3 1/2" HALF THREADED NIPPLE, INTAKE THRU HULL BONDED IN PLACE		1
2	H 65 01 03 515	1/2" GATE VALVE		1
	H 65 01 05 296	1/2" ST. ELBOW		1
3	H 65 01 07 900	1/2" x 2" HALF THREADED NIPPLE		1
4	H 65 01 09 519	#8 HOSE CLAMP, S.S.		6
5	H 65 01 11 035	3/4" I.D. x 50" MARINE HEAD INTAKE HOSE		1
6	H 65 01 01 350	MARINE HEAD		1
	H 65 01 01F	FASTENER KIT: (4) 1/4" x 1" LAG BOLT, S.S. (4) 1/4" LOCK WASHERS		1
7	H 65 01 15 335	1 5/8" I.D. x 50" HEAD TO HOLDING TANK HOSE		1
8	H 65 01 17 519	#32 HOSE CLAMP, S.S.		6
9	H 65 01 19 900	1 1/2" x 3" HALF THREADED NIPPLE		4
	H 65 01 21 296	1 1/2" FPT 90° ELBOW		1
10	H 65 01 23 296	1 1/2" CLOSE NIPPLE		3
11	H 65 01 25 695	21 U.S. GALLON HOLDING TANK		1
12	H 65 01 27 296	1 1/2" FPT T		1
13	H 65 01 29 335	1 5/8" I.D. x 6" RUBBER HOSE		1
14	H 65 01 31 296	1 1/2" FPT 90° ELBOW		1
15	H 65 01 32 515	1 1/2" GATE VALVE		1
16	H 65 01 33 350	MACERATOR PUMP		1
	H 65 01 33F	FASTENER KIT: (4) #10-24 x 2" SLOT, FHSMS, S.S. (4) #10 FLAT WASHER, S.S. (4) #10 LOCK WASHER, S.S. (4) #10-24 HEX NUT, S.S. (4) #10 FINISH WASHER, S.S.		1



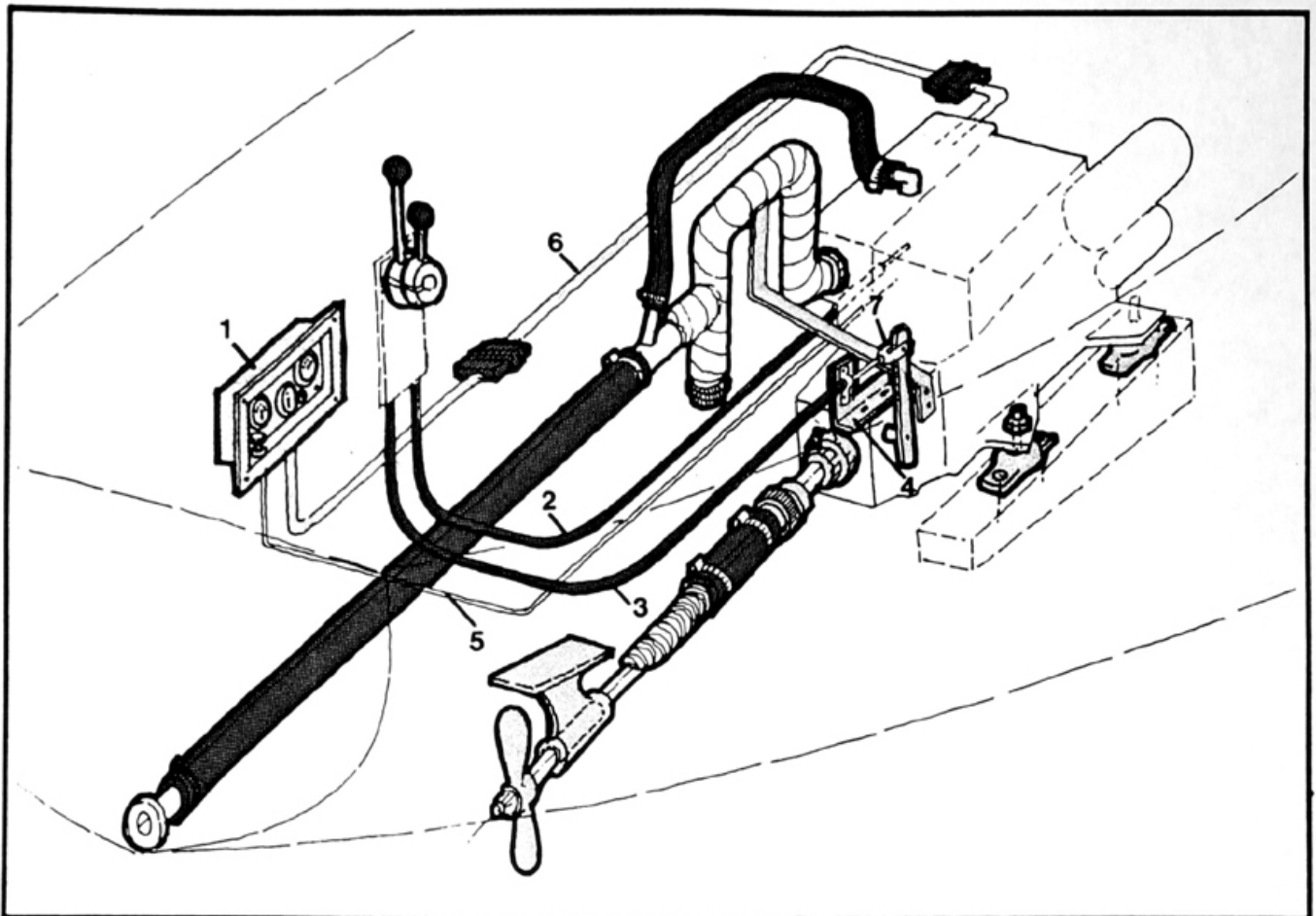
Ref	Part Number	Description	std	opt
H 65 01 35	296	3/4" FPT x 3/4" BARB 90° ELBOW		1
H 65 01 37	035	3/4" I.D. x 10" HOSE		1
H 65 01 39	900	3/4" x 2" HALF THREADED NIPPLE		1
H 65 01 41	515	3/4" GATE VALVE		1
F 65 01 43	900	3/4" x 2 1/2" HALF THREADED NIPPLE, BONDED THRU HULL		1
F 65 01 45	330	3/4" 90° ST. ELBOW		1
H 65 01 47	330	3/4" MPT x 3/4" BARB HOSE CONNECTOR		1
H 65 01 49	035	3/4" I.D. x 80" VENT HOSE, CLEAR VINYL TUBING		1
H 65 01 51	910	HOLDING TANK VENT		1
H 65 01 53	335	1 7/8" I.D. x 85" WIRE REINFORCED PUMP OUT HOSE		1
H 65 01 55	910	DECK PUMP OUT PLATE W/KEY		1
H 65 01 55F		FASTENER KIT: (4) #10 x 3/4" SLOT OHSMS, S.S.		1
H 65 01 57	490	MACERATOR PUMP SWITCH PANEL 1/25 AMP FUSE		1
H 65 01 57F		FASTENER KIT: (4) #8 x 3/4" PHIL, PHSMS, S.S.		1
H 65 01 59	097	12'-0" RED #10 WIRE		1
H 65 01 61	097	12'-0" BLACK #10 WIRE		1
H 65 01 00	100	HOLDING TANK W/ MACERATOR PUMP ASSEMBLY, COMPLETE		1



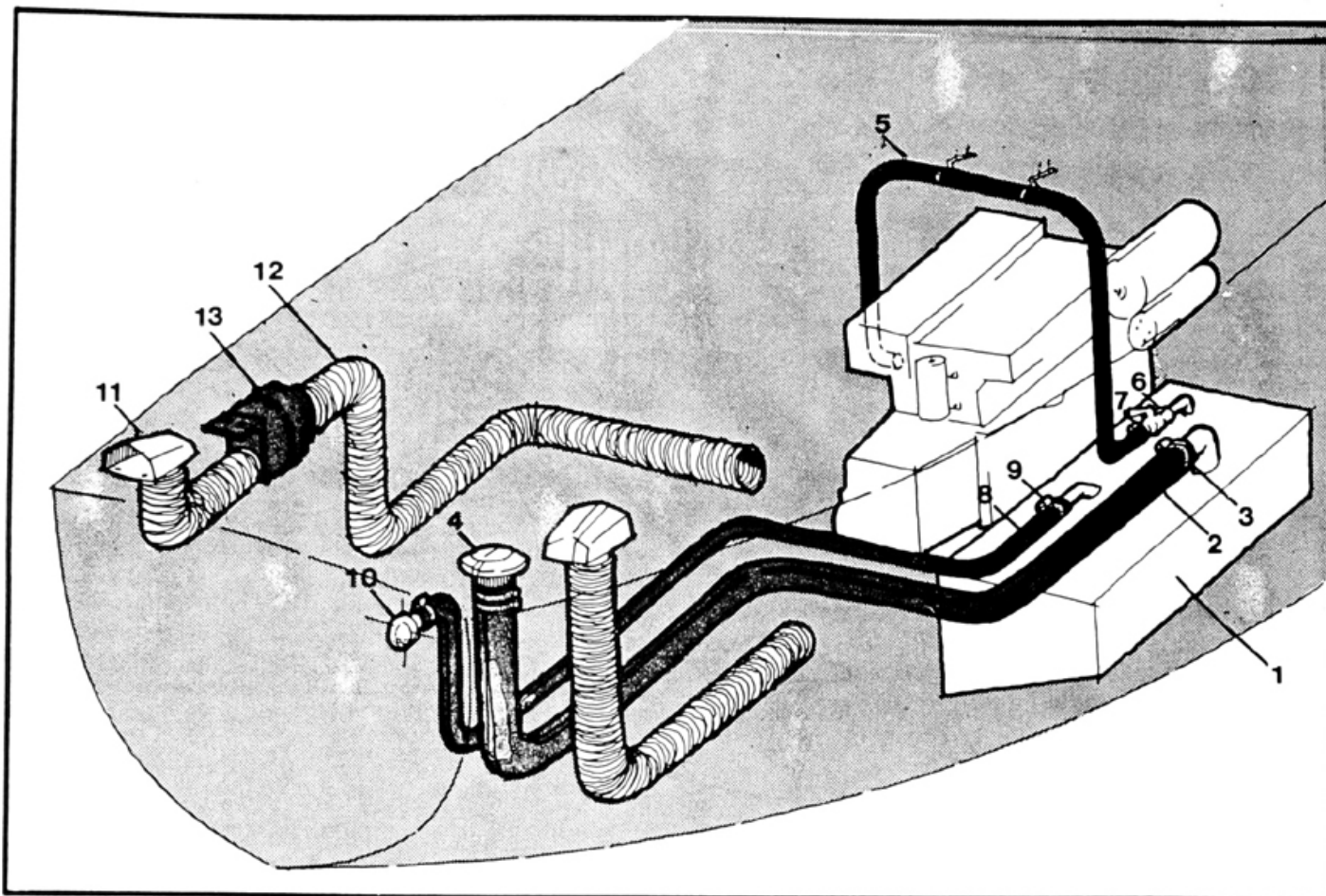
ref	Part Number	Description	std	opt
1	H 51 01 01 496	UNIVERSAL ATOMIC 4, 30 HORSE POWER, GASOLINE ENGINE		1
2	H 51 01 06 060	ENGINE MOUNT		4
	H 51 01 06F	FASTENER KIT: (2) 3/8" x 2" LAG BOLT (2) 3/8" FLAT WASHER (2) 3/8" LOCK WASHER		4
3	H 51 01 07 100	ENGINE BED		1
4	H 51 01 09 496	COUPLING		1
	H 51 01 11 900	KEY		2
5	H 51 01 13 909	PROPELLER SHAFT, 1" x 32 1/2", TOBIN BRONZE		1
6	H 51 01 15 160	STUFFING BOX		1
7	H 51 01 17 335	STUFFING BOX HOSE		1
8	H 51 01 19 109	SHAFT LOG, FIBERGLASS		1
9	H 51 01 21 160	STRUT		1
10	H 51 01 23 505	12 x 7 RIGHT HAND, 2 BLADE PROPELLER		1
11	H 51 01 27 340	PROPELLER CASTLE NUT W/COTTER PIN		1
		<u>WATER INTAKE</u>		
	H 51 01 35 335	INTAKE HOSE, 5/8" I.D. x 2'-6", TYPE A		1
	H 51 01 37 519	#8 HOSE CLAMP, S.S.		2
	H 51 01 39 330	1/2" MPT x 5/8" BARBED COUPLER		1
	H 51 01 41 515	1/2" GATE VALVE		1
	H 51 01 43 285	SHIM RING		1
	H 51 01 46 357	WATER INTAKE THRU HULL W/SCREEN		1
	H 51 01 46F	FASTENER KIT: (4) #6 x 5/8" SLOT. OHSMS, S.S.		1



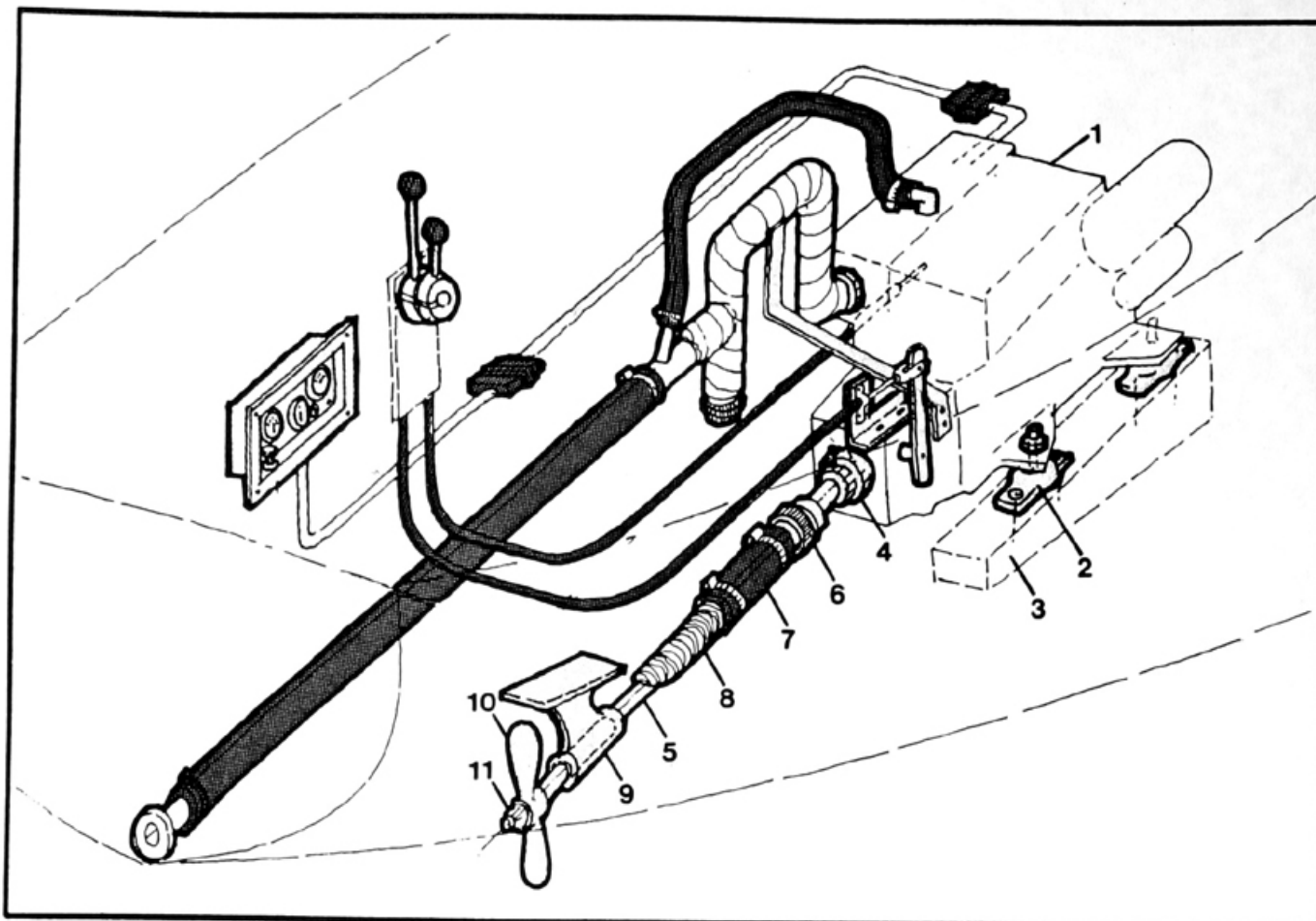
ref	Part Number	Description	std	ont
		<u>MUFFLER AND EXHAUST ASSEMBLY</u>		
1	H 51 01 50 100	EXHAUST MANIFOLD W/EXPANDED METAL LATHE		1
2	H 51 01 55 335	5/8" I.D. x 3'-0", TYPE A, COOLING WATER DISCHARGE HOSE		1
3	H 51 01 57 519	#8 HOSE CLAMP, S.S.		2
4	H 51 01 64 335	EXHAUST HOSE, 1 5/8" I.D. x 5'-0", WIRE REINFORCED		1
5	H 51 01 65 519	#20 HOSE CLAMP		2
6	H 51 01 66 900	THRU HULL W/COLLAR		1
7	H 51 01 67 010 H 51 01 67F	EXHAUST FLAP FASTENER KIT: (1) #6 x 5/8" SLOT. OHSMS, S.S. (1) #6 FINISH WASHER, S.S.		1
		<u>ENGINE CONTROLS</u>		
8	H 51 01 88 215 H 51 01 88F	CONTROL PANEL W/AMP, TEMPERATURE, OIL PRESSURE GAUGE FASTENER KIT: (4) #6-32 x 1" SLOT. PHMS, S.S. (4) #6 FLAT WASHER, S.S. (4) #6 LOCK WASHER, S.S. (4) #6-32 HEX NUT, S.S.		1
9	H 51 01 89 100 H 51 01 89F	CONTROL PANEL PAN, FIBERGLASS FASTENER KIT: (4) #6-32 x 1" SLOT. PHMS, S.S. (4) #6 FLAT WASHER, S.S. (4) #6 LOCK WASHER, S.S. (4) #6-32, HEX NUT, S.S.		1
10	H 51 01 90 770 H 51 01 90F	ENGINE CONTROLS W/HANDLES, BRACKET FASTENER KIT: (4) 1/4"-20 x 2" SLOT. FHMS, S.S. (4) 1/4" FLAT WASHER, S.S. (4) 1/4" LOCK WASHER, S.S. (4) 1/4"-20 HEX NUT, S.S.		1



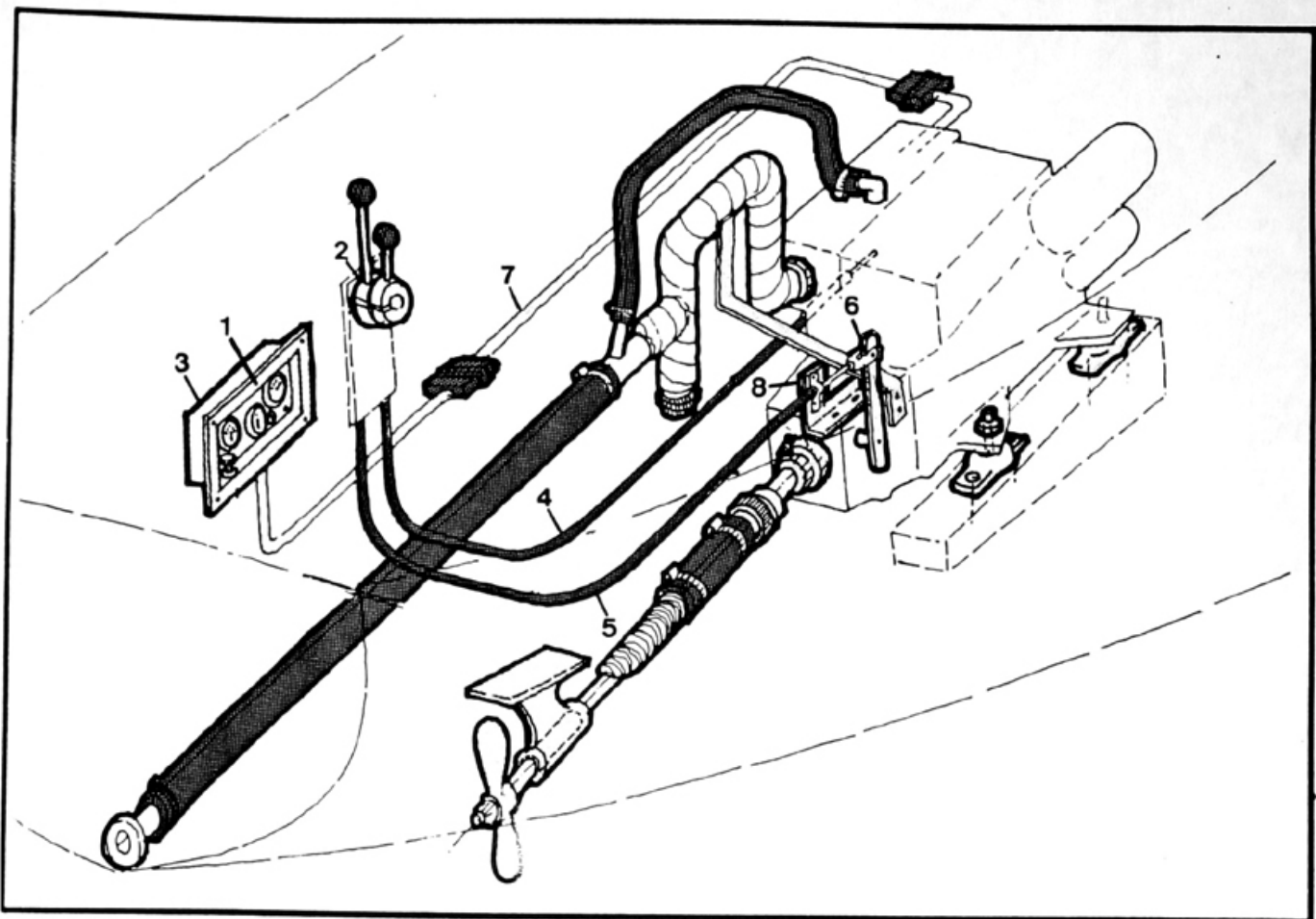
ref	Part Number	Description	std	opt
1	H 51 01 93 100	CONTROL PANEL COVER, FIBERGLASS		1
	H 51 01 93F	FASTENER KIT: (4) #6 - 32 x 2" SLOT. SHMS, S.S.		1
		(4) #6 FLAT WASHER, S.S.		
		(4) #6 LOCK WASHER, S.S.		
		(4) #6 - 32 HEX NUT, S.S.		
2	H 51 01 95 513	THROTTLE CABLE		1
3	H 51 01 96 513	SHIFT CABLE		1
4	H 51 01 97 900	SHIFT CABLE BRACKET, S.S.		1
	H 51 01 97F	FASTENER KIT: (4) #8 x 1" SLOT, OHSMS, S.S.		1
		(4) #8 FLAT WASHER, S.S.		
		(4) #8 LOCK WASHER, S.S.		
		(4) #8-32 HEX NUT, S.S.		
5	H 51 01 98 294	CHOKE CABLE		1
6	H 51 01 99 507	WIRE HARNESS		1
	H 51 01 103 215	OIL PRESSURE SENDER		1
	H 51 01 105 215	TEMPERATURE SENDER		1
7	H 51 01 107 513	CLUTCH CLEVIS		1



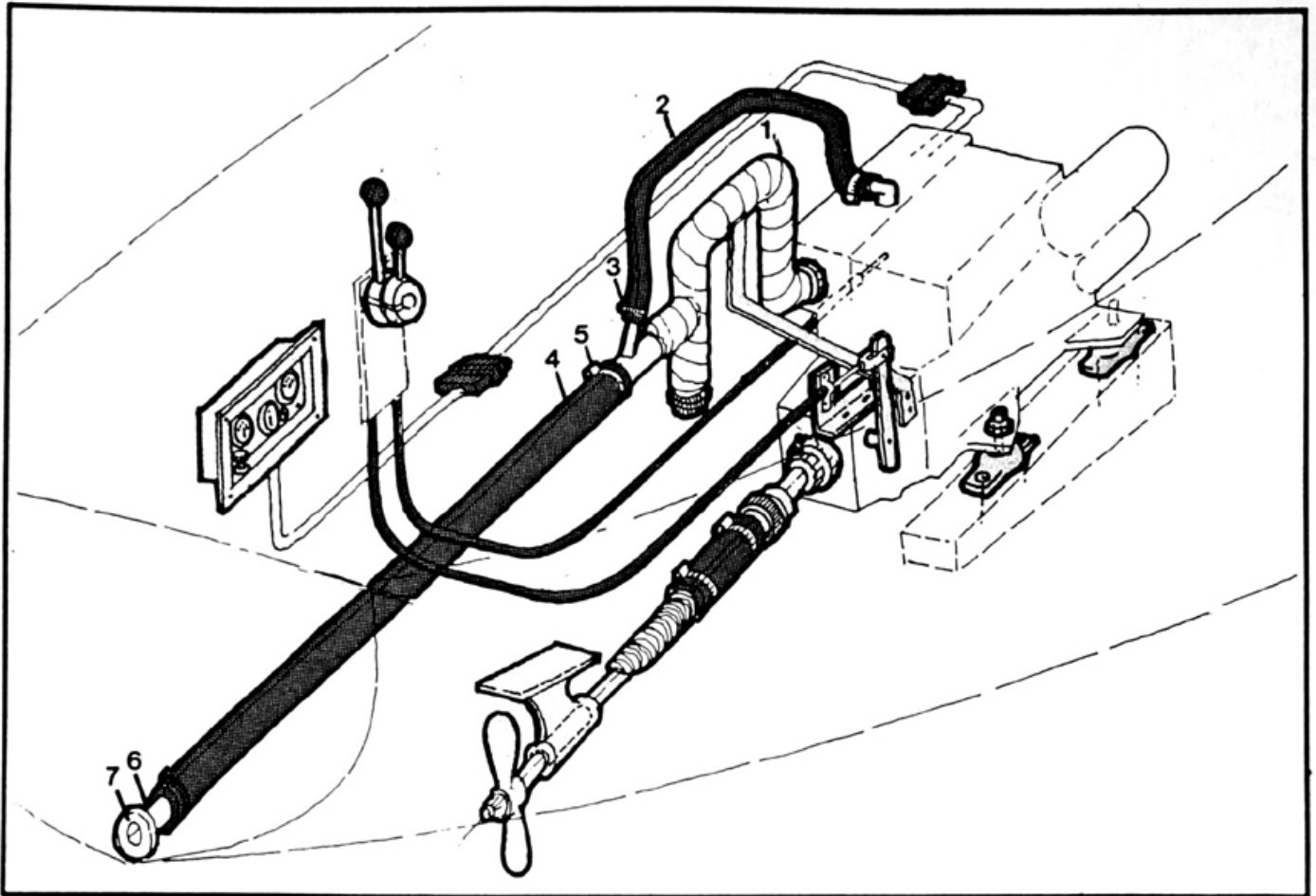
ref	Part Number	Description	std	opt
		<u>FUEL TANK AND LINES</u>		
1	H 51 01 75 729	FUEL TANK, 15 U.S. GALLON CAPACITY	1	
	H 51 01 75F	FASTENER KIT: (12) #8 x 3/4" PHIL PHSMS, S.S.	1	
	H 51 01 76 729	FUEL LEVEL GAUGE	1	
	H 51 01 76F	FASTENER KIT: (2) #4 x 3/8" PHIL. PHSMS, S.S.	1	
2	H 51 01 77 330	FUEL FILL HOSE, 1 1/2" I.D. x 8'-0", TYPE B	1	
3	H 51 01 78 519	#20 HOSE CLAMP, S.S.	4	
4	H 51 01 79 008	FUEL FILL DECK PLATE	1	
	H 51 01 79F	FASTENER KIT: (3) #8 x 3/4" PHIL. PHSMS, S.S.	1	
	H 51 01 80 097	GROUND WIRE, #6 GAUGE x 8'-0"	1	
5	H 51 01 81 335	FUEL LINE, 3/8" I.D. x 20", TYPE A	1	
	H 51 01 82 519	#6 HOSE CLAMP	4	
6	H 51 01 83 729	PET COCK	1	
7	H 51 01 84 729	ANTI SIPHON VALVE	1	
8	H 51 01 85 025	FUEL VENT HOSE, 5/8" I.D. x 8'-0", TYPE B	1	
9	H 51 01 86 519	#8 HOSE CLAMP, S.S.	2	
10	H 51 01 87 008	FUEL VENT, S.S.	1	
		<u>VENTING</u>		
11	H 51 01 69 260	ENGINE COMPARTMENT VENT, S.S.	1	
	H 51 01 69F	FASTENER KIT: (3) #8 x 3/4" PHIL. PHSMS, S.S.	1	
	H 51 01 70 519	#50 HOSE CLAMP, S.S.	2	
12	H 51 01 72 480	VENT HOSE, WIRE REINFORCED, 3" I.D. x 10'-0"	2	
13	H 51 01 73 140	BLOWER W/COLLAR	1	
	H 51 01 73F	FASTENER KIT: (10) #8 x 3/4" PHIL. PHSMS, S.S.	1	
	H 51 01 00 100	UNIVERSAL ATOMIC 4 ENGINE INSTALLATION, COMPLETE	1	



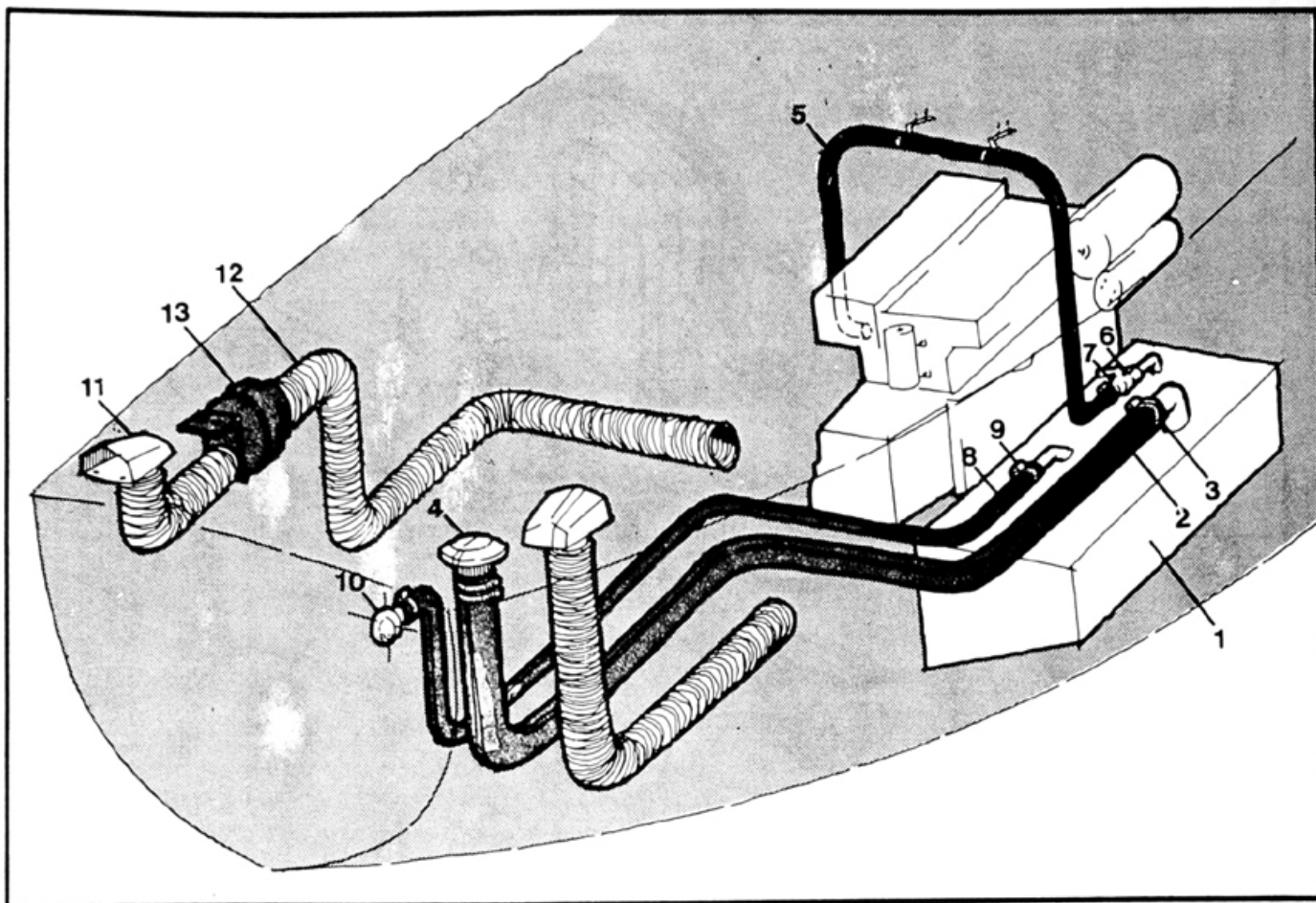
ref	Part Number	Description	std	opt
1	H 51 03 01 496	UNIVERSAL 2 CYLINDER U-5411 DIESEL ENGINE, 11 HORSE POWER	1	
2	H 51 03 05 060	ENGINE MOUNT	4	
	H 51 03 05F	FASTENER KIT: (2) 3/8" x 2" LAG BOLT (2) 3/8" FLAT WASHER (2) 3/8" LOCK WASHER	4	
3	H 51 03 07 100	ENGINE BED	1	
4	H 51 03 09 496	COUPLING	1	
	H 51 03 11 900	KEY	1	
5	H 51 03 13 900	PROPELLER SHAFT	1	
6	H 51 03 15 160	STUFFING BOX	1	
7	H 51 03 17 335	STUFFING BOX HOSE	1	
8	H 51 03 19 100	SHAFT LOG, FIBERGLASS	1	
9	H 51 03 21 160	STRUT	1	
10	H 51 03 23 505	PROPELLER, 12 x 11 RIGHT HAND, 2 BLADE	1	
11	H 51 03 27 340	PROPELLER CASTLE NUT W/COTTER PIN	1	
		<u>WATER INTAKE</u>		
	H 51 03 31 357	WATER INTAKE THRU HULL W/SCREEN	1	
	H 51 03 33 285	SHIM RING	1	
	H 51 03 35 515	1/2" GATE VALVE	1	
	H 51 03 37 280	1/2" CLOSE NIPPLE	1	
	H 51 03 39 330	1/2" FPT T	1	
	H 51 03 41 330	1/2" MPT x 5/8" BARB COUPLER	1	
	H 51 03 43 330	1/2" MPT x 5/8" BARB ELBOW	1	
	H 51 03 45 335	INTAKE HOSE, 5/8" I.D. x 2'-0", TYPE A	1	
	H 51 03 47 519	#8 HOSE CLAMP, S.S.	1	



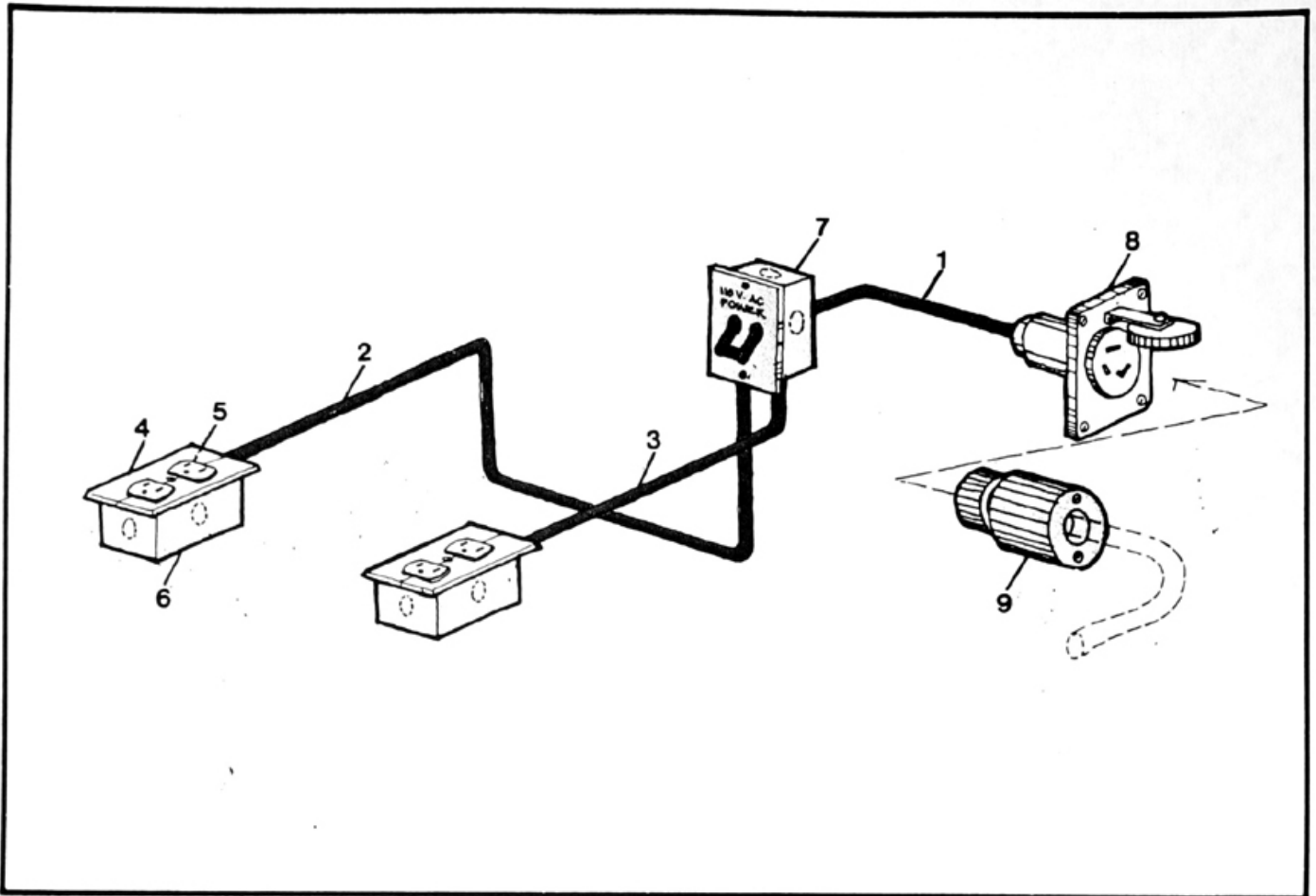
ref	Part Number	Description	std	opt
1	H 51 03 89 496 H 51 03 89F	CONTROL PANEL W/GAUGES FASTENER KIT: (4) #6-32 x 1" SLOT. PHMS, S.S. (4) #6 FLAT WASHER, S.S. (4) #6 LOCK WASHER, S.S. (4) #6-32 HEX NUT, S.S.	1	1
2	H 51 03 91 770 H 51 03 91F	ENGINE CONTROLS W/HANDLES, BRACKET FASTENER KIT: (4) 1/4"-20 x 2" SLOT. FHMS, S.S. (4) 1/4" FLAT WASHER, S.S. (4) 1/4" LOCK WASHER, S.S. (4) 1/4"-20 HEX NUT, S.S.	1	1
3	H 51 03 94 100 H 51 03 94F	ENGINE CONTROL COVER, FIBERGLASS FASTENER KIT: (4) #6-32 x 1" SLOT. PHMS, S.S. (4) #6 FLAT WASHER, S.S. (4) #6 LOCK WASHER, S.S. (4) #6-32 HEX NUT, S.S.	1	1
4	H 51 03 95 513	THROTTLE CABLE	1	
5	H 51 03 96 513	SHIFT CABLE	1	
6	H 51 03 97 513	CLUTCH CLEVIS	1	
7	H 51 03 98 215	WIRE HARNESS	1	
8	H 51 03 99 900 H 51 03 99F	SHIFT CABLE BRACKET FASTENER KIT: (4) #8 x 1" SLOT. OHSMS.,SS. (4) #8 LOCK WASHER,SS. (4) #8 FLAT WASHER, SS. (4) #8-32 HEX NUT,SS.	1	1



ref	Part Number	Description	std	opt
<u>MUFFLER AND EXHAUST ASSEMBLY</u>				
1	H 51 03 50 100	EXHAUST MAINIFOLD W/ EXPANDED METAL LATHE		1
2	H 51 03 51 335	5/8" I.D. x 2'-6", TYPE A, EXHAUST MANIFOLD COOLING WATER HOSE		1
3	H 51 03 53 519	#8 HOSE CLAMP, S.S.		2
4	H 51 03 54 335	EXHAUST HOSE, 1 5/8" I.D. x 5'-6" WIRE REINFORCED		1
5	H 51 03 55 519	#20 HOSE CLAMP, S.S.		6
	H 51 03 57 515	1 1/2" CHECK VALVE		1
	H 51 03 59 900	1 1/2" x 2" HALF THREADED NIPPLE		2
6	H 51 03 61 900	THRU HULL W/COLLAR		1
7	H 51 03 62 010	EXHAUST FLAP		1
	H 51 03 62F	FASTENER KIT: (1) #6 x 5/8" SLOT OHSMS, S.S. (1) #6 FINISH WASHER, S.S.		1 1



ref	Part Number	Description	std	opt
<u>FUEL TANK AND FUEL LINES</u>				
1	H 51 03 69 729	FUEL TANK, 15 U.S. GALLON CAPACITY	1	
	H 51 03 69F	FASTENER KIT: (12) #8 x 3/4" PHIL PHSMS, S.S.	1	
	H 51 03 70 729	FUEL LEVEL GAUGE	1	
	H 51 03 70F	FASTENER KIT: (2) #4 x 3/8" PHIL. PHSMS, S.S.	1	
2	H 51 03 71 330	FUEL FILL HOSE, 1 1/2" I.D. x 8'-0", TYPE B	1	
3	H 51 03 72 519	#20 HOSE CLAMP, S.S.	4	
4	H 51 03 73 008	FUEL FILL DECK PLATE	1	
	H 51 03 73F	FASTENER KIT: (3) #8 x 3/4" PHIL. PHSMS, S.S.	1	
	H 51 03 75 097	GROUND WIRE, #6 GAUGE x 8'-0"	1	
5	H 51 03 76 335	FUEL LINE, 1/4" I.D. x 6'-0", TYPE A	1	
	H 51 03 77 519	#6 HOSE CLAMP, S.S.	6	
	H 51 03 79 900	RETURN T	1	
6	H 51 03 81 729	PET COCK	1	
7	H 51 03 83 729	ANTI SIPHON VALVE	1	
8	H 51 03 84 025	FUEL VENT HOSE, 5/8" I.D. x 8'-0", TYPE B	1	
9	H 51 03 86 519	#8 HOSE CLAMP, S.S.	1	
10	H 51 03 87 008	FUEL OVERFILL VENT	1	
<u>VENTING</u>				
11	H 51 03 64 260	ENGINE COMPARTMENT VENT, S.S.	2	
	H 51 03 64F	FASTENER KIT: (3) #8 x 3/4" PHIL PHSMS, S.S.	2	
	H 51 03 65 519	#50 HOSE CLAMP, S.S.	2	
12	H 51 03 66 480	VENT HOSE, WIRE REINFORCED, 3" I.D. x 10'-0"	2	
13	H 51 03 67 140	BLOWER W/COLLAR	1	
	H 51 03 67F	FASTENER KIT: (10) #8 x 3/4" PHIL. PHSMS, S.S.	1	
	H 51 03 00 100	UNIVERSAL DIESEL # 5411 ENGINE ASSEMBLY, COMPLETE	1	



ref	Part Number	Description	std	ont
1	H 70 01 01 097	2'-0" #12, 3 CONDUCTOR NEOPRENE COATED WIRE		1
2	H 70 01 02 097	17'-0" #12, 3 CONDUCTOR NEOPRENE COATED WIRE		1
3	H 70 01 03 097	14'-0" #12, 3 CONDUCTOR NEOPRENE COATED WIRE		1
4	H 70 01 04 490	110 VOLT RECEPTACLE COVER		2
	H 70 01 04F	FASTENER KIT: (1) #8 x 1" SLOT. FHMS, S.S.		2
5	H 70 01 05 004	110 VOLT DUPLEX OUTLET		2
6	H 70 01 07 490	110 VOLT DUPLEX OUTLET JUNCTION BOX		2
7	H 70 01 09 490	20 AMP CIRCUIT BREAKER		1
	H 70 01 09F	FASTENER KIT: (2) #8 x 1" SLOT FHMS, S.S.		1
	H 70 01 11 490	BARRIER STRIP CONNECTOR, FOR GROUND		1
	H 70 01 13 490	BARRIER STRIP JUMPER		1
8	H 70 01 15 004	FEMALE DOCKSIDE CONNECTOR		1
	H 70 01 15F	FASTENER KIT: (4) #10 x 1 1/4" SLOT. OHSMS, S.S.		1
9	H 70 01 17 004	MALE DOCKSIDE CONNECTOR		1
	H 70 01 00 100	110 VOLT DOCKSIDE POWER ASSEMBLY, COMPLETE		1